

AQA GCSE Photography 2017 - Controlled Conditions

40% of your final mark for your GCSE

AO1 (Develop) -

Find **relevant** photographers to look at

Use this work to **inspire** photo shoots

Make **personal** comments about the work

Visit museums, galleries, cities, parks, locations etc to inspire your work



AO2 (Experiment) -

Use **different** techniques and processes

Evaluate how successful your experiments have been

AO3 (Record)

Collect and present only **relevant** imagery

Produce **high quality** photographic/moving image based work

Take a wide range of your **own** photos

Annotate your work

AO4 (Present)

Produce **confident** and **high quality** final piece/s

Ensure your work **links** to your prep work

Starting Points

- * Detail
- * Out of place
- * Motion
- * Assembled
- * Creative Landscapes
- * Architecture
- * Shelter

10 hours over 2 days
in the
Spring Term



Select ONE of the starting points

1. Detail

Many photographers have explored detail. Using careful control of aperture, focus, lighting and background, Jo Whaley explores the detail in textures of groups of manufactured and natural objects. Henry Troup and Phil Straus have used camera position and control of depth of field to explore detail in close-up views of features in the landscape such as sand, water and the surface of rocks.

Research appropriate sources and produce your own work that explores the visual qualities of detail.

2. Out of Place

The Surrealist movement has inspired photographers such as Tommy Ingberg and Anja Stiegler to create seemingly impossible combinations of scenes or objects using digital processes. In his series 'Out of Place' Robert Rickhoff digitally manipulates photographs to create scenes using illogical, unlikely combinations and positions of objects.

Investigate appropriate sources and create your own work inspired by the theme **Out of place**.

3. Motion

Photographers can use camera controls to freeze motion and also to create the impression of motion. Sports photographers use the camera to freeze a moment in time or to record the blur of movement. John Edmark produced a series of stop motion animations of his sculptural forms called 'Blooms'. Katy Beveridge has filmed intricately cut paper images on a rotating bicycle wheel to create an animation.

Study relevant sources and create your own work inspired by **Motion**.

4. Assembled

Commercial photographers Ira Garber and Catherine Loring place carefully chosen and assembled groups of objects for their still life work. Their photographs are thoughtfully lit and arranged and often objects are linked in terms of material or colour. Dan Cretu combines food sculpture with photography by assembling and arranging food to mimic everyday objects. Justine Khamara and Michael Mapes assemble and arrange collections of photographs to create their final pieces.

Study appropriate examples and produce your own work based on the theme **Assembled**.

5. Creative Landscape

Thomas Lamadiou manipulates photographs by utilising the spaces between buildings and elements of the landscape. Doug Aitken uses photographs of the landscape in shapes which are sometimes tessellated and sometimes placed within large letter forms. Randy Scott Slavin constructs 360 degree views of the landscape using careful combinations of images in his series 'Alternative Perspectives'.

Investigate relevant sources and develop your own **creative landscape**.

6. Architecture

Margaret Stratton's photographs are often based on how an image might tell a story about the use of a building in the past. Candida Höfer produces series of detailed photographs of the interior of public buildings that have similar functions, such as museums and libraries. Berenice Abbott and Ezra Stoller were interested in the building materials and scale of urban architecture.

Research appropriate sources and produce your own work inspired by **Architecture**.

7. Shelter

You should make connections with appropriate selected sources when developing your personal response to one of the following suggestions.

(a) Develop your own interpretation of the theme Shelter.

(b) You could photograph natural or manufactured objects that provide shelter. (c) You might produce photographs based on how people shelter.

(c) You might produce photographs based on how people shelter.

Starting Task List

TASK 1. Mind Mapping

In your sketchbook OR an online presentation produce a mind map based on the theme you have chosen.

Use your imagination with this page! Just make sure it included as many words/sentences as you can think of.

TASK 2. Inspiration Images/Photographers


In your sketchbook OR an online presentation present a collection of inspirational images linked to your chosen theme. You must also present annotations alongside this to show why you selected certain images and your opinions on them.

You could use Pinterest to help you with is this task. as well as the additional pages in this handout. Again make sure you present this work with imagination.





Important Information


- You will be aiming to show that you have meet all of the assessment objectives in your preparation work.
- The controlled conditions will be spread over two days and total 10 hours.
- The work you produce in your sketchbook and in the 10 hours will count towards 40% of your final marks.



Q1. DETAIL



QI. DETAIL



Pauline Burbidge



Billy Kidd



Wendy Brusca



Vladimir Antaki



Martyn Franklin



Boyle Family

QI. DETAIL



Q2. OUT OF PLACE



Tommy Ingberg



Robert Rikhoff

Manny Robertson



Jorge Chamorro



Anja Stiegler



James Ostrer



Wes Naman



Cecile Perra

Q2. OUT OF PLACE



Ivii Re



Guy Catling



Julie Cockburn



Sabine Remy



Eugenia Loli



Anna Higgin



Melinda Gibson

Q2. OUT OF PLACE




Dilcia Giron



Maurizio Galimberti




Thomas Barbéy



Justin Plunkett




Ari Mahardika



Moritz Aust


Q3. MOTION



Katy Beveridge



Martin Roemers



John Edmark



Harold Edgerton



Stephanie Jung


Q3. MOTION




Richard Pardon




Shinichi Maruyama



Nadine Schönfeld



Eadweard
Muybridge



Nir Arieli

Q3. MOTION



Jim Kramer



Rankin's Olympic Hero Portraits




Shinichi Higashi



Picasso



Erhan Asik



Marey Zoetrope


Q4. ASSEMBLED



Ira Garber



Catherine Losing



Justine Khamara



Michael Mapes




Dan Cretu

David Hockney



Todd McLellan


Q4. ASSEMBLED



Larissa Nowicki



Barry Rosenthal



Philip Karlberg



Aldo Tolino



Joseph Cornell



Gabriele Galimberti

Q4. ASSEMBLED



André Britz



Peter Tonningsen



Sara Cwynar



Tom Hancocks



Letícia Lampert

Q4. ASSEMBLED


Clare
Nicolson




Lorenzo Vitturi



Geoffrey
Farmer



Barbara Kasten



Matt Lipps



Michael de
Courcy



Robert Rauschenberg



Q5. CREATIVE LANDSCAPES



Thomas Lamadieu



Liz Orton



Ellen Jantzen



Doug Aitken



Randy Scott Slavin



Caterina Rossato

Q5. CREATIVE LANDSCAPES



Q5. CREATIVE LANDSCAPES



Chris Soria



Victor Vercesi



Anastasia Savinova



Jeremy Miranda



Legan Rooster



Jelle Martens



Julie Cockburn

Q6. ARCHITECTURE



Richard Estes



Margaret Stratton



Berenice Abbott



Ezra Stoller



Hofer




Matthieu Venot




Giacomo Costa

Q6. ARCHITECTURE

Nick Frank



Takashi Takimoto



Lorenzo Linthout




Michael Wolf

Peter Root



Mauren Brodbeck




Q6. ARCHITECTURE

Alexander Rodchenko



Matthias Hoch



Pep Ventosa



Big Bambooly



Rachel Whiteread



Sharon Elphick

Q7. SHELTER

Bus Shelters



Tom Hunter

Antonia Dewhurst



Jasper White

Q7. SHELTER



Rania Matar



Michael Wolf



Christopher Herwig



Nick Hedges


Q7. SHELTER



Dorothee Deiss



Ineke Kamps



Robert Adams



Bill Brandt



Lucas Allen